

# HEATING

.....

## HP SPLIT R32

### OUTDOOR UNITS



Single phase  
4.20~6.50 kW


HCEMS 400 Z  
HCEMS 600 Z



Single phase  
8.40~10.00 kW

HCEMS 800 Z  
HCEMS 1000 Z

### INDOOR UNIT



Single phase  
HHNMS 4-6 Z  
HHNMS 8-10 Z

### TANK



WT-XL-DW1-200-500C  
WT-AP-DW1-300-500C

**COP 5.15 (4.20 KW)**

**CLASS ENERGY RATING  
A+++/A++**



**Eco mode**

Energy saving function.



**Disinfect**

Activation of the anti-legionella function.



**Timer**

Daily and weekly.



**Silent mode**

Setting of two sound dampening levels and two timers.




**Holiday mode**

Timer setting during a selected period.



**WiFi**

Remote connection via built-in WiFi.



**MODBUS**

Wired remote control connection to MODBUS systems.

### WIDE RANGE OF AMBIENT TEMPERATURE



COOLING

**-5°/+43°**

(outside temperature)



HEATING

**-25°/+35°**

(outside temperature)

### WIDE RANGE OF WATER TEMPERATURE



COOLING

**+7°/+30°**



HEATING

**+25°/+60°**



DHW PRODUCTION

**-25°/+43°**

(outside temperature)



DHW PRODUCTION





**+40°/+60°**

# HEATING

.....

## HP SPLIT R32




### 4 OPERATING MODES

-  COOLING
-  HEATING
-  DOMESTIC HOT WATER
-  AUTOMATIC

### 3 COMBINED OPERATING MODES



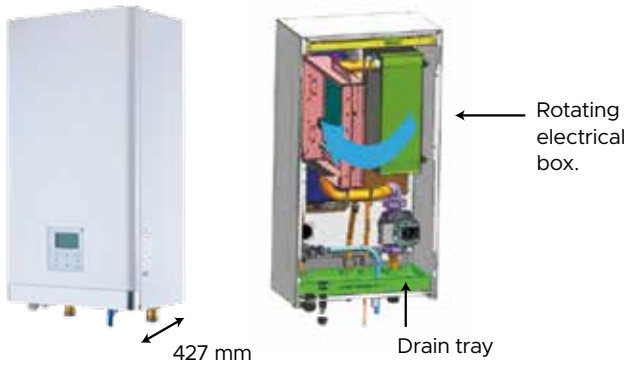
HEATING + DHW operating mode

-  COOLING + DHW
-  HEATING + DHW
-  AUTOMATIC + DHW

### SIMPLE INSTALLATION AND MAINTENANCE

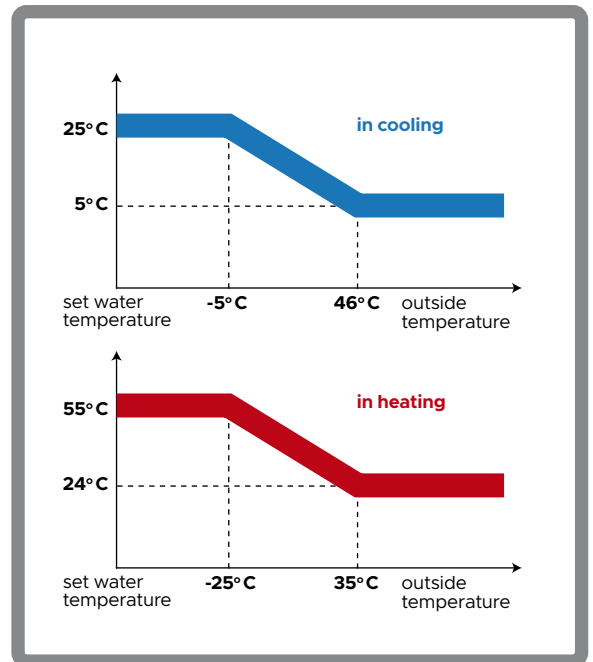
Extremely compact hydronic model (427 mm deep), suitable for replacing existing boilers.

The electrical box can be rotated to permit easy component installation and maintenance.



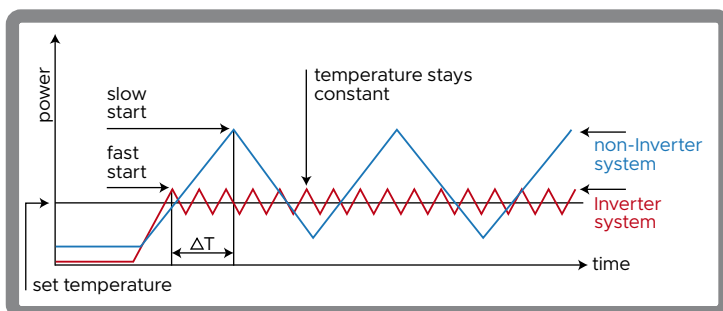
### 32 CLIMATIC CURVES

Absolute comfort with a climate curve that adapts to the climate. There are 32 pre-set climate curves to choose from, plus one customisable curve. Once the curve is selected, the unit sets the outlet water temperature according to the outside temperature.



### CONSTANT WATER TEMPERATURE

Compressor rotation is precise and ensures that the water temperature is kept constant around a set value.

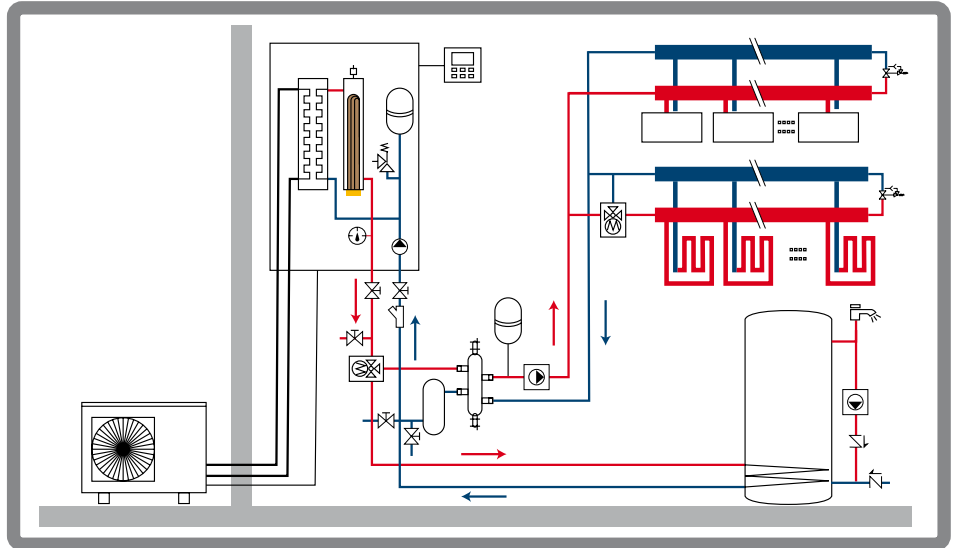


# HEATING

.....

# HP SPLIT R32

## SYSTEM DIAGRAM



Outdoor unit model				HCEMS 400 Z	HCEMS 600 Z	HCEMS 800 Z	HCEMS 1000 Z	
Heating	Rated power	A7/W35	kW	4.20	6.50	8.40	10.00	
	Electrical absorption		0.82	1.35	1.73	2.15		
	Performance coefficient		COP	5.15	4.85	4.85	4.65	
	Rated power	A7/W45	kW	4.20	6.35	8.05	9.85	
	Electrical absorption		1.15	1.74	2.16	2.72		
	Performance coefficient		COP	3.65	3.64	3.73	3.65	
	Rated power	A7/W55	kW	4.10	5.75	7.50	9.30	
	Electrical absorption		1.44	1.98	2.49	3.25		
	Performance coefficient		COP	2.85	2.90	3.01	2.86	
	Seasonal energy efficiency (η <sub>s</sub> )	35/55	%	187.5/130.6	187.5/130.6	188.4/128	188.4/128	
Energy efficiency class	35/55	-	A+++/A+++	A+++/A+++	A+++/A+++	A+++/A+++		
Cooling	Rated power	A35/W18	kW	4.30	6.45	8.35	10.20	
	Electrical absorption		0.77	1.32	1.79	2.40		
	Energy efficiency		EER	5.60	4.88	4.67	4.25	
	Rated power	A35/W7	kW	4.50	6.50	7.38	8.15	
	Electrical absorption		1.36	2.20	2.44	2.76		
Energy efficiency	EER	3.32	2.95	3.02	2.95			
Operating limits	Outside air temperature	Heating	°C	-25~35				
		Cooling						-5~43
		DHW						-25~43
Electrical data	Power supply	Ph/V/Hz	1ph-220~240V-50Hz	1ph-220~240V-50Hz	1ph-220~240V-50Hz	1ph-220~240V-50Hz		
	Maximum current	A	11.30	11.30	16.70	16.70		
	Power cable	type	3x2.5 mm <sup>2</sup>	3x2.5 mm <sup>2</sup>	3x4 mm <sup>2</sup>	3x4 mm <sup>2</sup>		
Refrigerant circuit	Refrigerant (GWP)		R32 (675)	R32 (675)	R32 (675)	R32 (675)		
	Pre-charge quantity (tons CO <sub>2</sub> )	kg (t)	1.55 (1.046)	1.55 (1.046)	1.65 (1.114)	1.65 (1.114)		
	Diameter of refrigerant piping on liquid/gas	mm (inches)	ø6.35(1/4") - ø15.88(5/8")					
	Max./Min. splitting length	m	30/2	30/2	30/2	30/2		
	Max height difference O.U.-I.U./I.U.-O.U.	m	20/15	20/15	20/15	20/15		
	Splitting length without additional load	m	15	15	15	15		
Additional load	g/m	20	20	38	38			
Compressor	Type		Twin Rotary - DC Inverter	Twin Rotary - DC Inverter	Twin Rotary - DC Inverter	Twin Rotary - DC Inverter		
Sound pressure level at 1 m (maximum value detected in tests)		dB(A)	46.5	49.5	49.3	52.4		
Sound power level (maximum value detected in tests)		dB(A)	61	62	63	65		
Fan air flow		m <sup>3</sup> /h	3300	3300	5000	5000		
Dimensions	LxDxH	mm	960x380x860	960x380x860	1075x395x965	1075x395x965		
Net	Weight	kg	57	57	67	67		
Indoor unit model				HHNMS 4-6 Z		HHNMS 8-10 Z		
Operating limits	Delivery water temperature	Heating	°C	25~60				
		Cooling		7~30				
		DHW		40~60				
Electrical data	Power supply	Ph/V/Hz	1ph-220~240V-50Hz					
	Electrical integration	kW	Not present					
	Maximum current	A	0.40					
	Power cable	type	3x1.5 mm <sup>2</sup>					
Expansion tank	Volume	L	5					
	Pre-load	bar	1.5					
Circulation pump	Flow rate	L/h	600~1250					
	Max static pressure	m	8.5					
Water/refreon exchanger	type		Plate heat exchanger					
Maximum operating pressure		bar	3.0					
Hydraulic connections	Water inlet/outlet	Inches	ø1" BSP					
Sound power level		dB(A)	43					
Dimensions	LxDxH	mm	400x427x850					
Net	Weight	kg	47					
Wire control	Standard (included)		DHWZ CEM-Z	DHWZ CEM-Z	DHWZ CEM-Z	DHWZ CEM-Z		

NOTE: The data contained above refer to the following standards: EN14511:2013; EN14825:2013; EN50564:2011; EN12102:2011; (EU)No:811:2013; (EU)No:813:2013; OJ 2014/C 207/02:2014.